



Installation and Operation Manual



RDDA 4x4

Four input, sixteen-output routing digital audio distribution device

Manual update 01/24/06

Due to the dynamic nature of product design, the information contained in this document is subject to change without notice. Broadcast Tools, Inc., assumes no responsibility for errors and/or omissions contained in this document. Revisions of this information or new editions may be issued to incorporate such changes.

*Broadcast Tools® is a registered trademark of Broadcast Tools, Inc.
Copyright, 1989 - 2005 by Broadcast Tools, Inc. All rights reserved.
No part of this document may be reproduced or distributed without permission.*

Visit www.broadcasttools.com for important product update information.

INTRODUCTION

Thank you for your purchase of the Broadcast Tools® RDDA 4x4, Four input, sixteen-output routing digital audio distribution device, which we will refer to throughout the manual as the RDDA 4x4. We're confident this product will give you many years of dependable service. This manual is intended to give you all the information needed to install and operate the product.

SAFETY INFORMATION

Only qualified personnel should install Broadcast Tools® products. Incorrect or inappropriate use and/or installation could result in a hazardous condition.

WHO TO CONTACT FOR HELP

If you have any questions regarding your product or you need assistance, please contact your distributor from whom you purchased this equipment.

If you would like more information about Broadcast Tools® products, you may reach us at:

Broadcast Tools, Inc.

131 State Street
Sedro-Woolley, WA 98284 USA
Voice: 360 . 854 . 9559
Fax: 866 . 783 . 1742

Internet Home Page: www.broadcasttools.com
E-mail: support@broadcasttools.com

***THANK YOU FOR CHOOSING
BROADCAST TOOLS® BRAND PRODUCTS!***

Broadcast Tools is a Veteran Owned Business



Designed, Assembled and Supported in WA State, USA



CAUTION!

Broadcast Tools® Products, as with any electronic device, can fail without warning. Do not use this product in applications where a life threatening condition could result due to failure.

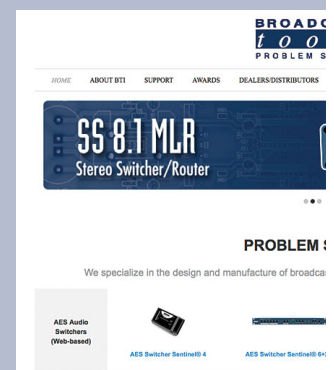


NOTE:

This manual should be read thoroughly before installation and operation.

WEBSITE:

Visit our web site for product updates and additional information



PRODUCT DESCRIPTION

The RDDA 4x4 quad-mode AES/EBU digital distribution system provides up to sixteen outputs from a single digital source. The sixteen outputs may be split into four groups, providing four transformer-balanced outputs each from a single source. The RDDA 4x4 is ideal for distributing AES/EBU signals of sample rates up to 96kHz and/or word clock around your facility without any signal alteration. The RDDA 4x4 is equipped with four transformer balanced loop-thru inputs with selectable termination and sixteen transformer-balanced outputs with selectable termination. There are four configuration modes selected by DIPswitches. Single mode, operates as a 1 x 16 D.A. Dual mode operates as a 2 x 8 D.A. Tri-mode operates as 3 x 4 D.A. and the quad mode, which operates as a 4 input x 4 output D.A. All modes are independent with no interaction between channels. Inputs, outputs and status are supplied on plug-in euroblock connectors. Input signal presence is monitored and displayed on four front panel LEDs with remote open collector status provided on the rear panel. The RDDA 4x4 is powered by a surge protected internal power supply. The half rack profile, allows the unit to be set on a desktop, mounted on a wall as part of the RA-1, Rack-Able mounting shelf.

INSTALLATION

Please examine your RDDA 4x4 carefully for any damage that may have been sustained during shipping. If any is noted, please notify the shipper immediately and retain the packaging for inspection by the shipper. The package contains the RDDA 4x4, 9VAC @ 1 amp wall transformer, mating connector and this manual.

Installation of the RDDA 4x4 in **high RF environments** should be performed with care. Shielded cable is suggested for all I/O connections. All shields should be tied to the **“C-GND”** Chassis **GrouND** terminals. The station ground should be connected to the chassis ground screw located on the far right side of the RDDA 4x4 as viewed from the rear. It is recommended that all I/O cables connected to the RDDA 4x4 be looped through ferrite cores to suppress RF.

The RDDA 4x4 is equipped with four inputs and four groups of 4 (16 total) outputs. Connections are via plug-in euroblock connectors. To install, remove the plug, strip 1/8” of insulation from the wire. Insert the wire in to the desired terminal and tighten the setscrew. When finished, reinsert the plug into the appropriate connector.

AES Inputs:

Connect the source equipment to the desired input terminal labeled Input **1 thru 4, + - CG**. To configure inputs for termination, remove the cover and locate jumper JP1 the termination jumper for input 1, JP2 for input 2, JP3 for input 3 and JP4 for input 4. Select any one of three termination choices, 75, 110 ohm or no termination. If you plan on looping thru your source equipment, be sure to terminate the last piece of equipment only. Reinstall the cover when finished.

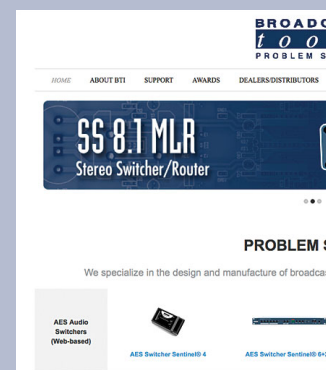


NOTE:

Some features may require the removing of the chassis cover. Caution should be observed, as hazardous voltages may be present on the printed circuit board. Be sure to reinstall the cover before operating the RDDA 4x4.

WEBSITE:

Visit our web site for product updates and additional information



AES Outputs:

Each output has a set of dipswitches that allows any or all groups of four outputs to be driven by one input. There is a four-position dipswitch for each output. Remove the cover and locate each dipswitch. **Example:** Selecting input one to feed output one, simply turn on (Output 1) DIP SW 2-1. Any one input may feed any or all outputs. Termination is made to the desired output terminal labeled **OUT #-1 thru OUT #-4 for each of the four outputs**. Each out terminal is labeled: + - CG. Reinstall the cover when finished.

Remote Control:

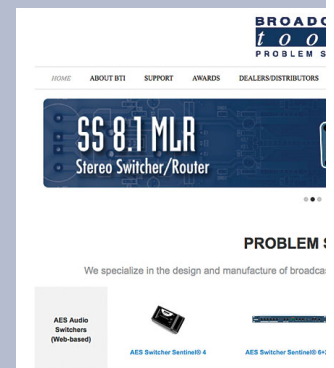
Each input is monitored for data activity. A separate (active low) open collector status output is provided for each input. The connector is labeled Remote Status. Connections should be made between the desired input status output and ground. The open collectors are diode protected, while voltage levels should be limited to 6 vdc @ 100ma each.

SPECIFICATIONS

AES Inputs	Four AES transformer balanced. Impedance 110 ohm or 75 ohm. 3-terminal plug-in Euroblock connectors.
AES Outputs	Four groups of four (16 total) AES transformer balanced. Source impedance 110 ohms. 3-terminal plug-in Euroblock connectors.
Sample Rate	Any, up to 96kHz.
Remote Control	Four diode protected active low open collector outputs. Each output rated at 6 vdc @ 100ma. A pull-up may be required in some installations.
Connectors	Plug-in euroblock. Mating connectors are supplied.
Power	9 Vac @ 1 amp. 120 Vac 50-60 hz transformer, supplied.
Size:	1/2 rack space, 8.50" x 6.50" x 1.55" (WDH), painted chassis with 4 – 6-32 mounting holes.
Weight:	2.0 lb.
Options:	RA-1, Rack Shelf. 1 RU (holds two RDDA 4x4's). CE 240 Vac 50-60 Hz transformer

WEBSITE:

Visit our web site for product updates and additional information



LIMITED WARRANTY

The term “Buyer” as used in this document refers to and includes both (but only) (a) any person or entity who acquires such an item for the purpose of resale to others (i.e., a dealer or distributor of an item), and (b) the first person or entity who acquires such an item for such person’s or entity’s own use.

Broadcast Tools warrants to each Buyer of any item manufactured by Broadcast Tools that the item will be free from defects in materials and workmanship at the time it is shipped by Broadcast Tools if the item is properly installed, used and maintained.

EXCLUSIVE REMEDIES

If Broadcast Tools is notified, in writing, of a failure of any item manufactured by Broadcast Tools to conform to the foregoing Limited Warranty within one (1) year following the date of the Buyer’s acquisition of the item, and if the item is returned to Broadcast Tools in accordance with Broadcast Tools’ instructions for confirmation by inspection of the defect (which at Broadcast Tools’ election may include, without limitation, a requirement that the Buyer first obtain a Return Authorization number from Broadcast Tools, that the Buyer furnish proof of purchase in the form of an invoice and/or receipt, and that the Buyer prepay all freight charges associated with any return of the item to Broadcast Tools using such freight service as Broadcast Tools reasonably may specify), Broadcast Tools will repair or replace the defective item, or will refund the purchase price paid by the Buyer for the item. Broadcast Tools shall have the exclusive right to choose between these alternative remedies.

NO OTHER WARRANTIES OR REMEDIES

TO THE MAXIMUM EXTENT PERMITTED BY APPLICABLE LAW, BROADCAST TOOLS AND ITS SUPPLIERS DISCLAIM ALL OTHER WARRANTIES, EITHER EXPRESS OR IMPLIED, INCLUDING BUT NOT LIMITED TO IMPLIED WARRANTIES OF MERCHANTABILITY OR FITNESS FOR A PARTICULAR PURPOSE; AND THE FOREGOING ALTERNATIVE REMEDIES SHALL BE EXCLUSIVE OF ALL OTHER REMEDIES. THIS LIMITED WARRANTY GIVES YOU SPECIFIC LEGAL RIGHTS. YOU MAY HAVE OTHER RIGHTS, WHICH VARY FROM STATE/JURISDICTION TO STATE/JURISDICTION.

NO LIABILITY FOR CONSEQUENTIAL DAMAGES

TO THE MAXIMUM EXTENT PERMITTED BY APPLICABLE LAW, NEITHER BROADCAST TOOLS NOR ANY OF ITS SUPPLIERS SHALL HAVE ANY LIABILITY FOR ANY SPECIAL, INCIDENTAL, INDIRECT, CONSEQUENTIAL OR PUNITIVE DAMAGES WHATSOEVER (INCLUDING, WITHOUT LIMITATION, ANY DAMAGES FOR LOST PROFITS, BUSINESS INTERRUPTION, LOSS OF DATA OR INFORMATION, COST OF CAPITAL, CLAIMS OF CUSTOMERS, OR ANY OTHER PECUNIARY LOSS) ARISING OUT OF THE USE OF OR THE INABILITY TO USE ANY ITEM SUPPLIED BY BROADCAST TOOLS, EVEN IF BROADCAST TOOLS HAS BEEN ADVISED OF THE POSSIBILITY OF SUCH DAMAGES HAVE ANY LIABILITY FOR ANY SPECIAL, INCIDENTAL, CONSEQUENTIAL, EXEMPLARY OR PUNITIVE DAMAGES. THIS LIMITATION OF LIABILITY APPLIES WHETHER A CLAIM IS ONE ALLEGING BREACH OF A CONTRACT OR WARRANTY, NEGLIGENCE OR OTHER TORT, FOR THE VIOLATION OF ANY STATUTORY DUTY, THE FAILURE OF ANY LIMITED OR EXCLUSIVE REMEDY TO ACHIEVE ITS ESSENTIAL PURPOSE, OR ANY OTHER CLAIM OF ANY NATURE. BECAUSE SOME STATES AND JURISDICTIONS DO NOT ALLOW THE EXCLUSION OR LIMITATION OF LIABILITY FOR INCIDENTAL OR CONSEQUENTIAL DAMAGES, THIS LIMITATION MAY NOT APPLY TO YOU.

Broadcast Tools, Inc.

131 State Street
Sedro-Woolley, WA 98284 • USA

360.854.9559 **voice** • 866.783.1742 **fax**
support@broadcasttools.com **e-mail**
www.broadcasttools.com **website**

APPENDIX A

Functional Diagram

